

HÄFELE

Maximising
the value of space.
Together.



UTENSIO PRO.

Quality Storage & Bins Engineered to Last.



Contents.

12.

Tall Larder Solutions

26.

Corner Solutions

34.

Wall Solutions

36.

Base Solutions


42.

Bin Solutions

Häfele 100 years.

Backed by a century of experience, Häfele has brought the best quality products and outstanding customer service to the KBB industry. Starting from humble beginnings as a specialist hardware shop in Germany, we have grown into a leading international business, supplying furniture fittings, architectural hardware, ironmongery and more, to the trade.


The Group now has 38 subsidiaries and 10 sales offices worldwide, with over 8,100 employees across the globe. Today, we work with our customers to help them create any space their consumers can imagine and will continue to drive innovation with our customers for years to come.



Designed for performance and durability.

The design process behind our new range of high-quality interior storage solutions, is deeply rooted in our design and manufacturing expertise established in the KBB industry.

Drawing on a century of innovation, craftsmanship and market insights, the design engineers meticulously created a collection that blends functionality with elegance, offering practical, long-lasting solutions without compromise.



Designed by experts, for experts.

'Designed by experts, for experts' is the philosophy behind our brand new innovative range of interior storage solutions. With decades of accumulated knowledge in the kitchens and furniture fittings markets, the design process was driven by seasoned professionals who have a deep understanding of both consumer needs and the technical intricacies of high-performance storage systems.

Each element has been crafted by designers who are not only familiar with the latest trends, but also intimately understand the practical demands of everyday living. These experts have spent decades fine-tuning product functionality, material selection and manufacturing techniques to ensure that every storage solution is not just aesthetically appealing, but also built to last.

The result is a carefully curated selection of larder pull-outs, base and corner storage units, and bins.

Maximising the value of space.

Häfele specialise in optimisation of the use of available space in a way that enhances both functionality and efficiency. This philosophy is central to not only our product range, but also to our brand ethos.

We create intelligent, functional, and visually appealing solutions that allow users to get the most out of their environment, whether it's storage, workspaces, or living areas.

Utensio Pro has been developed with this in mind.

Interior storage designed for functionality and style.

Unique basket finishes - Make it your own.

The Utensio Pro range in Gunmetal offers three beautifully crafted basket finishes, each combining practical functionality with stunning design. The exclusive, on-trend finishes can be matched across all Utensio Pro products in the range, guaranteeing a consistent finish across the whole kitchen and utility room.

Folded

Sleek basket design with folded sides for maximum space and functional storage.

Accent

The refined wood-effect basket finish of Accent is classic in its nature and contemporary in design.

Glass

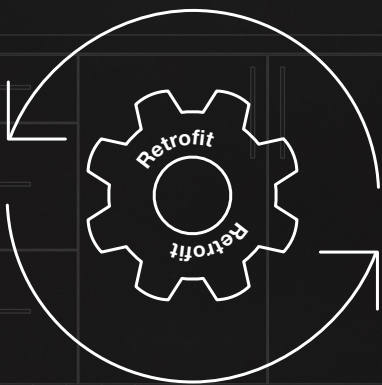
The stylish Glass basket finish offers maximum visibility of contents with a touch of class.

Smooth mechanical action.

Fitted with premium soft-close runners, the Utensio Pro range offers the ultimate experience in effortless motion.

Creating the perfect fit.

All Utensio Pro interior storage and bin solutions have been designed to fit a 490mm deep kitchen cabinet. That means the majority of the kitchen cabinets in the UK will not need to be adjusted to accommodate Utensio Pro interior storage – making it ideal for retrofitting in existing kitchens.



Quick and easy installation.

All Utensio Pro products are delivered with everything needed for easy installation including jigs and installation fittings.

Quality guaranteed.

We take pride in the quality of our products, that are backed by a market-leading 12-year guarantee. This guarantee reflects our confidence in the craftsmanship and dedication to customer satisfaction, ensuring consumers can trust that their purchases will meet expectations—now and in the future.

It's all in the detail.



Engineered for quick and easy installation.

Precision fitting, smarter kitchen solutions.

When specifying a kitchen, ease of installation is just as important as functionality. Utensio Pro's storage solutions are engineered for quick, precise, and hassle-free fitting.

With market-leading installation instructions and specially designed fitting jigs, every component is designed to streamline the process - saving time on site and ensuring a flawless finish.

Easy basket adjustments.


A specially designed basket clip makes adjustments on Utensio Pro baskets easy.

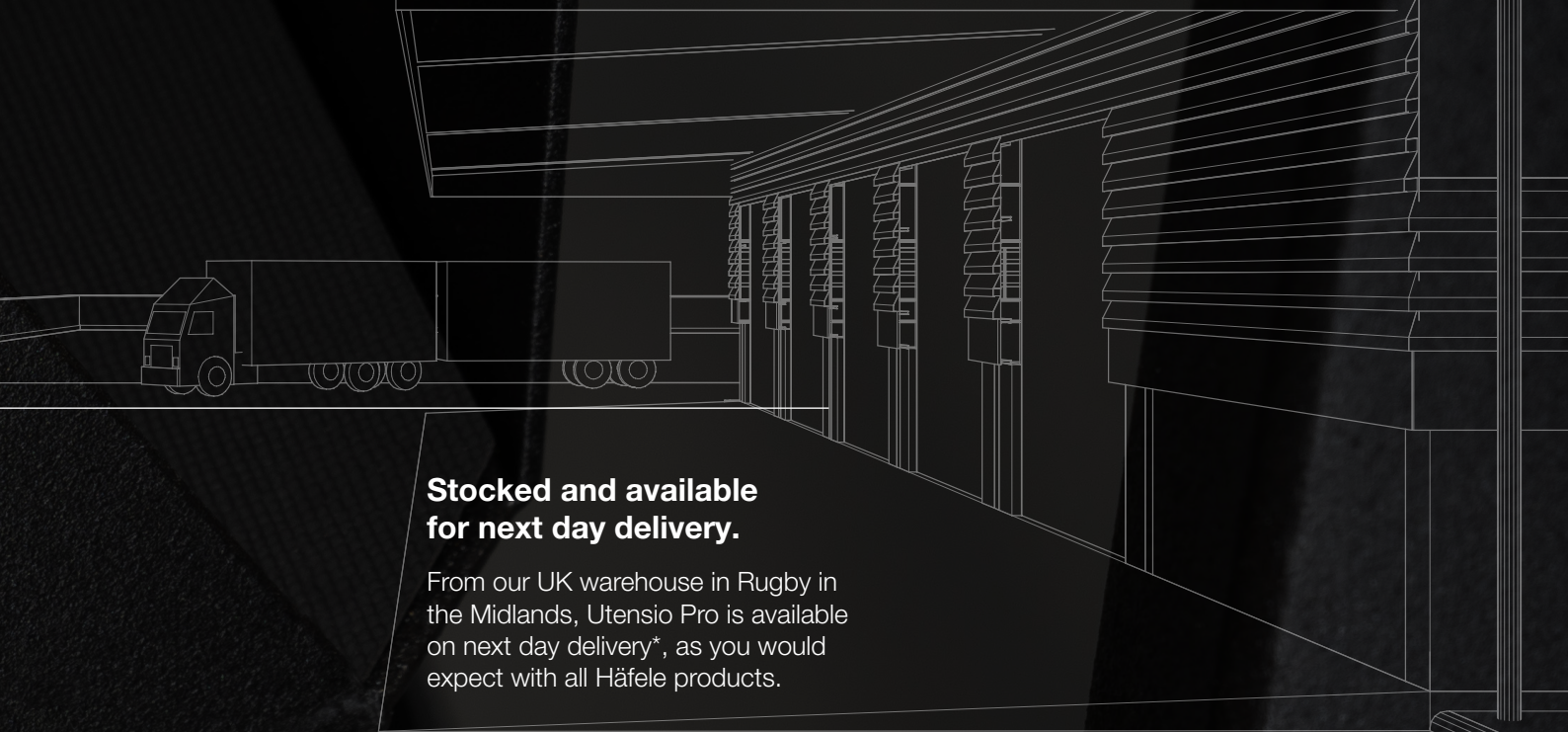
Designed for simplicity.

Utensio Pro storage solutions have been engineered to reduce the volume of components required, so fitting the parts is the priority, not finding them!

Installation made easy.

Simplified installation instructions improve the process of fitting onsite and save time.





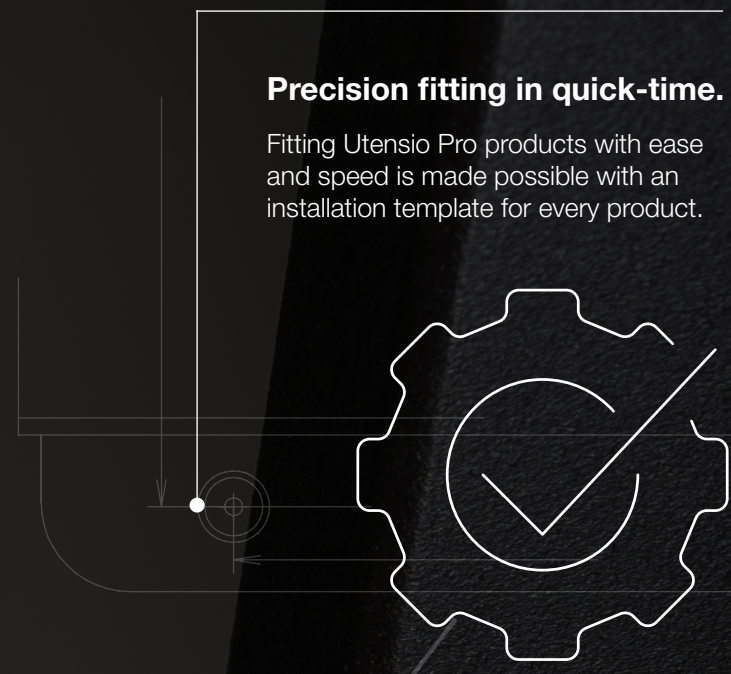
Stocked and available for next day delivery.

From our UK warehouse in Rugby in the Midlands, Utensio Pro is available on next day delivery*, as you would expect with all Häfele products.




Technical support.

Experts are on hand to answer any questions about Utensio Pro and offer support on specifying products. Call 0800 171 2908 to speak to our Technical Advisors from 8.00am to 5.30pm.



Precision fitting in quick-time.

Fitting Utensio Pro products with ease and speed is made possible with an installation template for every product.




















Local support when it's needed.

When you need onsite support, your local representative can come to you to discuss any project needs and with our Utensio Pro mobile showroom, we can bring the whole range to you. Contact your Häfele Area Sales Manager to find out more.

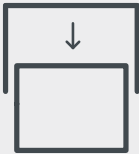
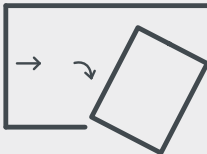

*Ts & Cs apply. Visit hafele.co.uk

Key Features.

The Utensio Pro range comes with features that simply enhance the products themselves. The range has been designed to meet the needs of the end user, ensuring they enjoy their internal storage products for years to come.

<div>Universal Handing</div> <div></div> <div>Universal handing</div>	<div>Left Handing</div> <div></div> <div>Left handing</div>	<div>Right Handing</div> <div></div> <div>Right handing</div>	<div>Compatible Hinges</div> <div></div> <div>Compatible hinges</div>	<div>Soft Close</div> <div></div> <div>Soft close, as standard</div>
<div>Over-Extension Runners</div> <div></div> <div>Over-extension runners</div>	<div>Full-Extension Runners</div> <div></div> <div>Full-extension runners</div>	<div>Fully Assembled</div> <div></div> <div>Fully assembled</div>	<div>Tool Free</div> <div></div> <div>Basket installation and removal</div>	<div>Tool Free</div> <div></div> <div>Detachable door frame</div>
<div>Tool Free</div> <div></div> <div>Shelf installation and removal</div>	<div>Retrofit</div> <div></div> <div>Compatible with D490mm cabinet</div>	<div>Installation</div> <div></div> <div>Installation jig included</div>	<div>Easy Clean</div> <div></div> <div>No special detergents required to clean</div>	<div>Anti-Slip Mats</div> <div></div> <div>Included as standard</div>
<div>Textured Base</div> <div></div> <div>Textured finish shelf base</div>	<div>Weight</div> <div></div> <div>Total maximum weight</div>			

Easy Storage Access.

<div>Pulls Out Straight</div> <div></div>	<div>Pull & Swing</div> <div></div>	<div>Pulls Down Straight</div> <div></div>
--	---	---

The mark of excellence.

A Häfele quality guarantee is more than just a promise - it's a mark of excellence that signals trust, craftsmanship, and long-term value. When our products carry this distinction, it reassures customers that it has been carefully designed, rigorously tested, and built to last. It sets high-quality products apart in the marketplace, distinguishing them for those who seek reliability and superior performance.

Beyond customer confidence, a strong guarantee offers lasting benefits by reducing costly replacements and reinforcing brand reputation. It assures consumers that their investment is protected and reflects a commitment to durability and superior materials.

This mark of excellence isn't just about quality - it's about trust. We stand behind our products, making purchasing decisions easier and elevating the overall customer experience.

In a marketplace where quality drives decision-making, a strong guarantee isn't just an added benefit - it's a powerful tool for building lasting success.

Quality guaranteed.

Developing and providing products in perfect condition that remain that way for years to come is what Häfele stands for. Which is why Utensio Pro is backed by the best guarantee in the market.





Tall Larder Solutions.

Tall pull-out larder solutions are a smart way to maximise kitchen storage. By making the most of vertical spaces, they offer easy access to pantry items and with the Utensio Pro larder solutions, the contents of the cabinet pull out towards you, rather than fixed shelves, eliminating the need to dig through to the back of cluttered shelves.

The very best in European design, combined with quality engineering means smooth and strong motion for years to come. Utensio Pro offers a market-leading 12-year guarantee, as standard.





Tall Larder Solutions

- Deluxe Pantry Larder
- Swing Larder
- Drawer Larder
- Door Larder
- Door Pantry
- Broom Larder
- Bottle Larder



Deluxe Pantry Larder.

The Deluxe Pantry Larder system, features smooth-glide shelf movement for easy access, when doors open. Pantry storage has made a come back in kitchen design. The Deluxe Pantry Larder makes a statement in any kitchen. With up to 12 baskets in a single larder, combining a second larder will create this striking kitchen pantry with maximum storage and a stunning centrepiece.

The solid frame is designed to offer complete flexibility when fitting into various cabinet sizes. Due to the clever frame mechanisms, the weight of the door shelves is transferred back to the cabinet, meaning no additional weight pressure on the cabinet door hinges.

The internal baskets are robust and can withstand up to 20kg of weight, which equates to 48 standard tins. Each basket includes removable, colour-matched anti-slip mats and the pantry door frame is also removable for easy cleaning and can be purchased separately (see page 20).



Three designer finishes available to upgrade any modern or traditional kitchen.





Deluxe Pantry Larder
(2x Deluxe Pantry Larders shown)



Deluxe Pantry Larder.



Deluxe Pantry Larder



Folded



Accent



Universal Handing



Compatible Hinges
110° up to 120°



Tool Free
Basket installation
and removal



Tool Free
Detachable
door frame



Retrofit



Installation
Jig Included



Easy Clean



Anti-Slip Mats






12 Year
Guarantee



Total – 125kg
Door basket – 5kg per basket
Inner basket – 20kg per basket
10 Baskets



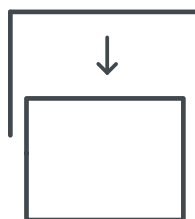
Total – 125kg
Door basket – 4kg per basket
Inner basket – 16kg per basket
12 Baskets

Basket Styles	Number of Baskets	Cabinet width	Installation height	Product Code
Folded 	10	500mm	1675mm	542.35.214
		600mm		542.35.221
	12	500mm		542.35.217
		600mm		542.35.225
Accent 	10	500mm		542.35.215
		600mm		542.35.222
	12	500mm		542.35.218
		600mm		542.35.226
Glass 	10	500mm		542.35.216
		600mm		542.35.223
	12	500mm		542.35.220
		600mm		542.35.227

Removable Door Frame

Glass

Motion



Pull out straight

Swing Larder.

The Utensio Pro Swing Larder provides maximum flexibility for every kitchen design and has a gliding pull-out mechanism, bringing the contents of the cabinet out towards you.

Select from five or six baskets to fully maximise the available space. Hidden fixings also enhance the flawless finish.

Three stylish basket options complement both traditional and modern kitchen designs – each designed to offer both durability and elegance, whilst offering quick and easy height adjustments.

Installation with shaker doors is made easy with a mounting arm that is included as standard.

Removable, colour-matched anti-slip mats are also included, as standard.





Universal Handing



Compatible Hinges
110° up to 155°



Tool Free
Basket installation
and removal



Retrofit



Installation Jig
Included



Easy Clean



Anti-Slip Mats






12 Year
Guarantee



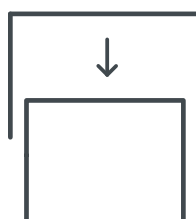
Total – 80kg
Door basket – 15kg per basket
5 Baskets



Total – 80kg
Door basket – 13kg per basket
6 Baskets

Basket Styles	Number of Baskets	Cabinet width	Installation height	Product Code
<div>Folded</div> 	5	500mm	1845mm	542.35.202
		600mm		542.35.208
	6	500mm		542.35.205
		600mm		542.35.211
<div>Accent</div> 	5	500mm		542.35.203
		600mm		542.35.209
	6	500mm		542.35.206
		600mm		542.35.212
<div>Glass</div> 	5	500mm		542.35.204
		600mm		542.35.210
	6	500mm		542.35.207
		600mm		542.35.213

Motion



Pull out straight

Drawer Larder.

Available with four and five drawer options and in three stylish finishes, the Drawer Larder can bear up to a mighty 250kg.

Over-extension runners mean there is no need to over-reach for contents, the drawer opens fully towards you and gives you access from all three sides. These pre-assembled drawers also come with anti-slip mats, as standard.

Suitable for an 18mm cabinet.



Universal Handling



Soft Close



Over-Extension Runners



Fully Assembled



Retrofit



Installation Jig Included



Easy Clean



Anti-Slip Mats



12 Year Guarantee



Total – 200kg
Per drawer – 50kg
4 Drawers

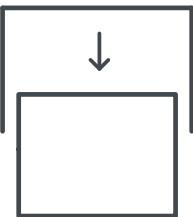


Total – 250kg
Per drawer – 50kg
5 Drawers

Drawer Styles	Number of Drawers	Cabinet width	Installation height	Product Code
	4	500 = 464 mm	130mm	542.35.288
		600 = 564 mm		542.35.295
	5	500 = 464 mm		542.35.291
		600 = 564 mm		542.35.298
	4	500 = 464 mm	145mm	542.35.289
		600 = 564 mm		542.35.296
	5	500 = 464 mm		542.35.293
		600 = 564 mm		542.35.299
	4	500 = 464 mm		542.35.290
		600 = 564 mm		542.35.297
	5	500 = 464 mm		542.35.294
		600 = 564 mm		542.35.300

Drawers also available individually, see page 41 for order codes.

Motion



Pull out straight



Door Larder.

The Door Larder pull-out storage solution is available in 150mm, 300mm and 400mm widths, perfect for maximising every inch of space.

Five or six basket options are available, offering full flexibility.

Universal Handing

Soft Close

Tool Free Basket installation and removal

Retrofit
*Excludes 150mm option

Installation Jig Included




Easy Clean

Anti-Slip Mats

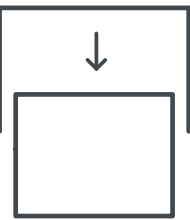
12 Year Guarantee

Total – 96kg
Per basket – 16kg
5 Baskets

Total – 96kg
Per basket – 16kg
6 Baskets

Basket Styles	Number of Baskets	Cabinet width	Installation height	Product Code
Folded 	5	150mm	1900-2150mm	542.35.178
		300mm		542.35.187
		400mm		542.35.196
	6	150mm		542.35.181
		300mm		542.35.190
		400mm		542.35.199
Accent 	5	150mm		542.35.179
		300mm		542.35.188
		400mm		542.35.197
	6	150mm		542.35.182
		300mm		542.35.191
		400mm		542.35.200
Glass 	5	150mm		542.35.180
		300mm		542.35.189
		400mm		542.35.198
	6	150mm		542.35.183
		300mm		542.35.192
		400mm		542.35.201

Motion



Pull out straight



Door Pantry.

The Door Pantry offers height adjustable storage on the back of the door, allowing easy access to everyday household items.

Available in two heights and three stylish basket options, the Door Pantry has an impressive 25kg total load capacity, with the weight of the mechanism and stored items being transferred back into the cabinet.

The frame also effortlessly detaches from the door via tool free clips, giving easy access to the concealed height adjustment of the baskets and to clean the door.



Universal
Handing



Compatible
Hinges 90°
up to 120°



Tool Free Basket
installation and
removal



Tool Free
Detachable
door frame



Installation
Jig Included



Easy Clean




Anti-Slip
Mats



12 Year
Guarantee



Total – 25kg
Per basket – 5kg

Basket Styles	Number of Baskets	Cabinet width	Installation height	Product Code
	4	500mm	1150mm	542.35.228
		600mm		542.35.232
	4	500mm		542.35.230
		600mm		542.35.233
	4	500mm		542.35.231
		600mm		542.35.234
	5	500mm	1675mm	542.35.235
		600mm		542.35.241
	6	500mm		542.35.238
		600mm		542.35.244
	5	500mm		542.35.236
		600mm		542.35.242
	6	500mm		542.35.239
		600mm		542.35.245
	5	500mm		542.35.237
		600mm		542.35.243
	6	500mm		542.35.240
		600mm		542.35.246



Broom Larder.

There's no need to over-reach into the Broom Larder for kitchen cleaning necessities, everything is easy to access due to full-extension runners.

With a load-bearing weight of 45kg, this slimline storage solution will take all the kitchen essentials, and including two baskets and two trays, it offers maximum flexibility for the kitchen or utility.



Left Handing



Right Handing



Soft Close



Full-Extension Runners



Installation Jig Included



Easy Clean



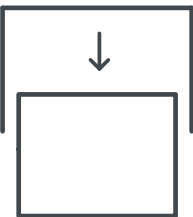
12 Year Guarantee



Total – 45kg

Number of Baskets	Handing	Cabinet width	Installation height	Product Code
2 small baskets 2 plastic trays	Left	150mm	1700mm	542.35.055
2 small baskets 2 plastic trays	Right	150mm		542.35.177

Motion



Pull out straight



Bottle Larder.

Available with maximum visibility baskets and three plastic stay-tidy trays, the Bottle Larder will hold up to 45kg, that's 16 bottles fully stocked!

With full-extension runners, everything is within easy reach.



Left Handing



Soft Close



Full-Extension Runners



Installation Jig Included



Easy Clean



12 Year Guarantee



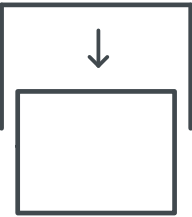
Total – 45kg

Number of Baskets	Cabinet width	Installation height	Product Code
3 plastic trays	150mm	1700mm	542.35.054



Full-Extension Runners

Motion



Pull out straight



HÄFELE

Lighting

LOOX plug and play lighting system.

The perfect partner for Utensio Pro.

Available in two different voltages – 12v and 24v, Häfele's LOOX lighting system is quick and simple to install, making it the perfect choice for kitchen fitters.

LOOX is a flexible, modular system that provides the ultimate flexibility in lighting design and with durability and energy efficiency, our LED lighting system has a 7 year lifetime guarantee.

hafele.co.uk/loox

**Maximising
the value of space.
Together.**



Corner Solutions.

Corner storage solutions are perfect for maximising otherwise unused kitchen space and making awkward corners easier to access. With pull-out and swing shelves, everything can be stored from pots to pantry items, keeping them organised and easily reachable.

The Inline Corner solution is ideal for wheelchair users, as the clever pull mechanism ensures there are no obstructions to neighbouring cabinets, which means you can unload the dishwasher straight to the Inline Corner in the next cabinet.

Utensio Pro corner solutions offer the very best of opportunities to make the most of all available space, with a full range of choices and finishes that will suit any traditional or modern kitchen.





Corner Solutions

- Inline Corner
- Glide Corner
- Slide Corner
- Fold Corner



Inline Corner.

The ergonomic motion of the pull-out baskets of the Inline Corner has been designed for easy access and visibility.

This sleek modular system has a large capacity offering a total of 50kg in weight capacity and four baskets in three stylish finishes.

With an installation depth of 489mm, the Inline Corner can be retrofitted into existing kitchen corner cabinets and because of the clever engineering, it can be in both left- and right-hand corner cabinets.



Folded



Accent



Glass

Three designer finishes available to upgrade any modern or traditional kitchen.





Universal Handling



Soft Close



Tool Free
Basket installation
and removal



Retrofit



Installation Jig
Included



Easy Clean






Anti-Slip Mats



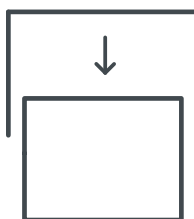
12 Year
Guarantee



Total – 50kg
Front basket – 15kg
Rear basket – 10kg

Basket Styles	Number of Baskets	Door width = Cabinet width	Installation height	Product Code
Folded 	4	450 = 900mm	548mm	542.35.309
		500 = 1000mm		542.35.312
		600 = 1200mm		542.35.315
Accent 	4	450 = 900mm		542.35.310
		500 = 1000mm		542.35.313
		600 = 1200mm		542.35.316
Glass 	4	450 = 900mm		542.35.311
		500 = 1000mm		542.35.314
		600 = 1200mm		542.35.317

Motion



Pull out straight

Glide Corner.

Backed by a market leading guarantee, the Glide Corner offers a smooth pull and swing action that lasts.

The textured finish shelf base, prevents products from easily moving around on opening and closing.

With one central pole fixing point, this corner solution can be fitted in around 15 minutes – ideal for both retrofitting and new kitchens.



Left Handing



Right Handing



Soft Close*
*Optional



Tool Free
Shelf installation
and removal



Retrofit



Installation
Jig Included



Easy Clean



Textured Base



12 Year
Guarantee



Total – 40kg
Shelf – 20kg



RH version is shown

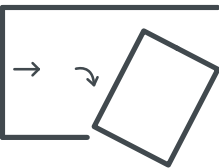
Number of Shelves	Handing	Door width = Cabinet width	Product Code
2	Left	400 = 800mm	542.35.302
		450 = 900mm	542.35.304
		500 = 1000mm	542.35.306
		600 = 1000mm	542.35.308
2	Right	400 = 800mm	542.35.301
		450 = 900mm	542.35.303
		500 = 1000mm	542.35.305
		600 = 1000mm	542.35.307

	Handing	Installation height	Product Code
Midi Extension pole*	Left	1205mm - 1255mm	542.35.337
	Right		542.35.338

*To create a Glide Corner Midi unit comprising of 4 shelves, 2x complete units must be ordered in addition to the correct handed extension pole.

	Product Code
Add-on soft close	542.35.339

Motion



Pull & swing



RH version is shown

Slide Corner.

The easy-fit Slide Corner is the ideal option when only a single pull and swing shelf is required. Bearing an impressive 30kg load, the Slide Corner can be fitted quickly and easily.

Its sleek aesthetic will suit any traditional or modern kitchen and the textured shelf finish ensures products stay in place when in motion.

LH

Left Handing

RH

Right Handing

Tool Free Shelf installation and removal

Retrofit

Easy Clean

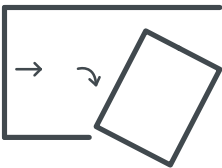
Textured Base

12 Year Guarantee

Total – 30kg

Number of Shelves	Handing	Door width = Cabinet width	Installation height	Product Code
1	Left	400 = 800mm	150mm	542.35.115
		450 = 900mm		542.35.117
		500 = 1000mm		542.35.119
		600 = 1000mm		542.35.121
1	Right	400 = 800mm		542.35.116
		450 = 900mm		542.35.118
		500 = 1000mm		542.35.120
		600 = 1000mm		542.35.122

Motion



Pull & swing



One Shelf Option
RH version is shown




Slide Corner
(x2 Single shelves shown)
RH version is shown


Fold Corner.

The classic Fold Corner solution allows the door baskets to be fully extended from the cabinet, whilst bringing the inner baskets to within easy reach.


With three different basket styles to choose from, the Fold Corner is available in three different widths and can be an impressive addition to any kitchen or utility room.




Left Handing




Right Handing




Soft Close




Tool Free Shelf installation and removal




Retrofit




Installation Jig Included




Easy Clean



Textured Base



12 Year Guarantee



TOTAL MAXIMUM WEIGHT
30kg

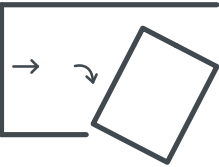
Total – 30kg

Door basket – 10kg

Inner basket – 20kg

Basket Styles	Handing	Door width = Cabinet width	Installation height	Product Code
	Left	400 = 800mm	639mm	542.35.363
		450 = 900mm		542.35.372
		500 = 1000mm		542.35.375
	Left	400 = 800mm		542.35.364
		450 = 900mm		542.35.373
		500 = 1000mm		542.35.376
	Left	400 = 800mm		542.35.365
		450 = 900mm		542.35.374
		500 = 1000mm		542.35.377
	Right	400 = 800mm		542.35.366
		450 = 900mm		542.35.369
		500 = 1000mm		542.35.378
	Right	400 = 800mm		542.35.367
		450 = 900mm		542.35.370
		500 = 1000mm		542.35.379
	Right	400 = 800mm		542.35.368
		450 = 900mm		542.35.371
		500 = 1000mm		542.35.380

Motion



Pull & swing





The Future of Multi-generational and Accessible Living.



Once an afterthought in home design, accessibility is now central to innovation. No longer just practical add-ons, inclusive solutions are evolving into stylish, design-led features that integrate seamlessly into modern living spaces.

Manufacturers are prioritising both aesthetics and functionality, ensuring accessibility solutions enhance home design rather than detract from it. Height-adjustable on-trend worktops, for example, cater to a range of users, while space-saving solutions like Atim's adaptable furniture maximise functionality in multi-generational homes.

Products for Multi-generational Kitchens

Ongoing innovation continues to enhance multi-generational kitchens. Height-adjusting worktops accommodate different users, while ergonomic cabinet handles assist those with dexterity challenges. Corner internal storage systems improve cupboard access and pull-down wall cabinets minimise over-reaching. Sleek linear-style induction hobs reduce safety risks by arranging hot pans in a row, and boiling water taps eliminate the need to lift heavy kettles.

The Future of Multi-generational Living

Demand for accessible kitchens has risen, with over 12% of homeowners prioritising accessibility. Interest is surprisingly strong among the under-24 age group*, reflecting an evolving housing market where multi-generational living is becoming more common.

As younger generations enter the property market, will accessibility remain a top priority? With innovation, collaboration, and shifting homeowner preferences, the future of accessible home design is bright—offering solutions that seamlessly combine practicality and style.



Visit our Accessible Living page on the Häfele website for more products and inspiration.



*Source: Homes for Living Research 2024

Wall Solutions.

A well-organised kitchen isn't just about storage—it's also about accessibility.

Wall-mounted solutions maximise space while keeping essential items within easy reach, for the modern multi-generational home.

By reducing the need for bending, reaching, or navigating cluttered cabinets, these smart storage options create a kitchen that is both functional and accessible.



Easy Down.

With three shelves boasting a load-bearing weight of 8kg, the Easy Down is ideal for maximising every inch of space within a kitchen wall cabinet, and is also perfect for accessing products at the very top of a cupboard, bringing the cabinet down by 410mm when pulled down.

Anti-slip mats are included as standard, ensuring products stay in place during movement and won't spring back into position when you let go!

Suitable for a 18mm cabinet.



Universal
Handing



Soft Close



Retrofit



Installation
Jig Included



Easy Clean






Anti-Slip
Mats



12 Year
Guarantee*



Total – 8kg

Basket Styles	Number of Baskets	Cabinet width	Installation height	Product Code
	3	500mm	528mm	542.35.153
		600mm		542.35.156
	3	500mm		542.35.154
		600mm		542.35.157
	3	500mm		542.35.155
		600mm		542.35.158

*10 year guarantee on pistons

Motion



Pulls down straight





Base Solutions.

Maximise space and functionality in the kitchen with base storage solutions.

Under-counter storage offers endless customisation as well as being a functional feature, whether it's for cookware, pantry items or cleaning essentials.

Incorporating soft-close drawers and pull-out baskets adds both style and practicality to both modern and traditional kitchen designs.





Base Solutions

- Slim Base
- Towel Base
- Larder Base
- Drawer Base



Slim Base.

This 150mm pull-out base storage comes with two shelves and is available in three different basket finishes, providing a seamless finish across the whole kitchen. The over-extension mechanism means every inch of space, to the back of the unit, is utilised.

Left Handing

Soft Close

Over-Extension Runners

Installation Jig Included




Easy Clean

Anti-Slip Mats

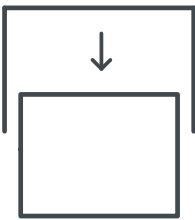
12 Year Guarantee

Total Maximum Weight 50kg

Total – 50kg
Per Basket – 20kg

Basket Styles	Cabinet width	Installation height	Product Code
<div>Folded</div> 	150mm	527mm	542.35.000
	200mm		542.35.003
<div>Accent</div> 	150mm	553mm	542.35.001
	200mm		542.35.004
<div>Glass</div> 	150mm		542.35.002
	200mm		542.35.005

Motion



Pull out straight



Towel Base.

The Towel Base storage solution makes great use of 150mm of unused kitchen space. With a load bearing of 30kg, this small unit helps organise smaller kitchen spaces.



Left Handing



Soft Close



Full-Extension Runners



Installation Jig Included



Easy Clean



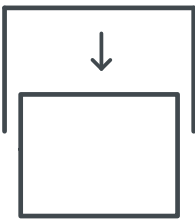
12 Year Guarantee



Total – 30kg
Basket – 10kg

Number of Baskets	Cabinet width	Installation height	Product Code
1	150mm	595mm	542.35.012

Motion



Pull out straight



Larder Base.

With a total load-bearing weight of 50kg, the Larder Base is a robust option for small storage. Available in 300mm and 400mm widths and with over-extension runners – the Larder Base has a lot to offer.

Suitable for an 18mm cabinet.



Universal Handing



Soft Close



Over-Extension Runners



Installation Jig Included



Easy Clean






Anti-Slip Mats



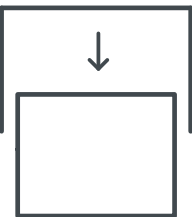
12 Year Guarantee



Total – 50kg
Per Basket – 20kg

Basket Styles	Number of Baskets	Cabinet width	Installation height	Product Code
	2	300mm	489mm	542.35.006
		400mm		542.35.009
	2	300mm	515mm	542.35.007
		400mm		542.35.010
	2	300mm		542.35.008
		400mm		542.35.011

Motion



Pull out straight



Drawer Base.

Available for five cabinet widths and with three drawer options in three stylish finishes, the Drawer Base can bear up to a mighty 50kg per drawer basket.

Over-extension runners mean there is no need to over-reach for contents, the drawer opens fully towards you and gives you access from all three sides. These pre-assembled drawers also come with anti-slip mats, as standard.

Suitable for an 18mm cabinet.



Universal Handing



Soft Close



Over-Extension Runners



Fully Assembled



Retrofit



Installation Jig Included



Easy Clean



Anti-Slip Mats



12 Year Guarantee

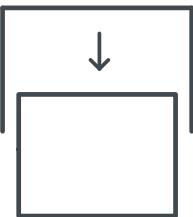


Per drawer – 50kg

Basket Styles	Number of Baskets	Cabinet width	Drawer height	Product Code
	1	300mm	109mm	542.35.013
		400mm		542.35.016
		450mm		542.35.019
		500mm		542.35.022
		600mm		542.35.025
	1	300mm	145mm	542.35.014
		400mm		542.35.017
		450mm		542.35.020
		500mm		542.35.023
		600mm		542.35.026
	1	300mm		542.35.015
		400mm		542.35.018
		450mm		542.35.021
		500mm		542.35.024
		600mm		542.35.027

Drawer set includes: basket, runners, spacer plates and an anti-slip mat.

Motion



Pull out straight





Bin Solutions.

Utensio Pro bins are more than just waste storage. Multi-capacity bins can be used for many other uses; dry pet food, carrier bags, children's toys and more.

Our side or base-mounted bin solutions for kitchen base cabinets can be retrofitted into existing kitchen cabinets or installed as part of a new installation.

With the biggest integrated multi-capacity bin on the market, at 98 litres the Utensio Pro range has the ultimate solution to meet any sized family needs.





Bin Solutions

- Maxi
- Maxi with Drawer Option
- Maxi Flex
- Maxi Flex Compact



Maxi.

Our side-mounted Maxi bin meets both functionality and style needs and offers an impressive 98 litres capacity – the largest on the market.

With an industry-leading 12-year guarantee, this bin will deliver lasting performance and reliability for years to come. Perfect for any kitchen, this multi-capacity bin ensures waste disposal and recycling is both seamless and stylish, and with a fixed metal lid, the Maxi ensures maximum kitchen hygiene and protection.



Universal
Handing



Soft Close



Over-Extension
Runners



Retrofit



Installation
Jig Included



Easy Clean



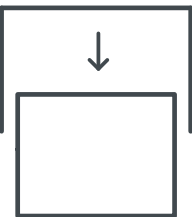
12 Year
Guarantee



Total – 30kg
Door – 10kg
Inner shelf – 20kg

Cabinet width	Bins included	Installation height	Product Code
300mm	1x 34ltr (34ltr total)	544mm	542.35.159
400mm	1x 48ltr (48ltr total)		542.35.160
	2x 32ltr (64ltr total)		542.35.161
450mm	2x 32ltr (64ltr total)		542.35.162
500mm	2x 34ltr (68ltr total)		542.35.163
600mm	2x 48ltr (96ltr total)		542.35.164
	2x 32ltr + 1x 34ltr (98ltr total)		542.35.165

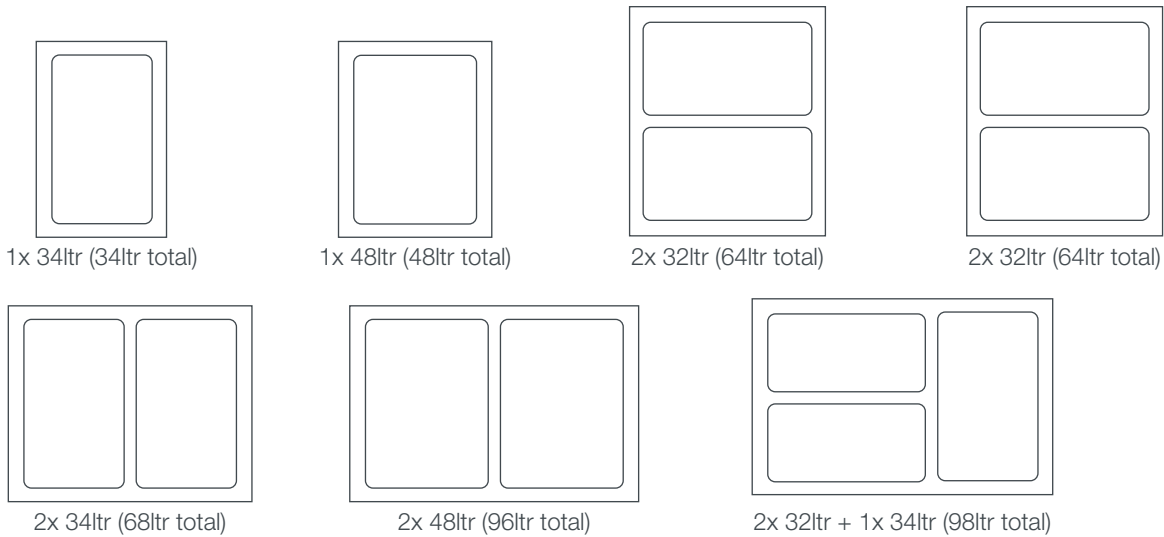
Motion



Pull out straight



Maxi and Maxi with Drawer configuration options



Maxi With Drawer Option.

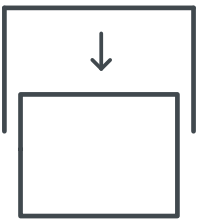
Introducing the Maxi Bin with Drawer — offering the same exceptional 98-litre capacity and sleek, side-mounted design, with added convenience. The integrated drawer provides extra storage for liners, cleaning supplies, or kitchen essentials, keeping everything within reach. With the same industry-leading 12-year guarantee, durable construction, and fixed metal lid for superior hygiene.



Maxi Bin with drawer

Cabinet width	Bins included	Installation height	Product Code
300mm	1x 34ltr (34ltr total)	Bin = 544mm Drawer = 109mm	542.35.318
400mm	1x 48ltr (48ltr total)		542.35.319
	2x 32ltr (64ltr total)		542.35.320
450mm	2x 32ltr (64ltr total)		542.35.321
500mm	2x 34ltr (68ltr total)		542.35.322
600mm	2x 48ltr (96ltr total)		542.35.323
	2x 32ltr + 1x 34ltr (98ltr total)		542.35.324

Motion



Pull out straight

Maxi
Bin

Maxi Flex.

Our base-mounted multi-capacity bin offers the largest capacity on the market, 98 litres is perfect for efficient waste disposal. Available in five sizes, this bin fits seamlessly into any kitchen layout, offering flexibility and convenience.

Backed by the best guarantee in the industry, this bin delivers long-lasting reliability and peace of mind. With its sleek, high-capacity design, it includes a fixed metal lid for ensuring maximum hygiene in a high-use kitchen area, making it the ideal solution for any kitchen, combining practicality with unmatched durability.



Universal
Handing



Soft Close



Over-Extension
Runners



Fully
Assembled



Retrofit



Installation
Jig Included



Easy Clean



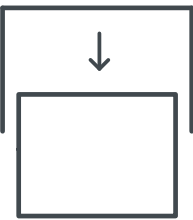
12 Year
Guarantee



Total – 50kg
Per basket – 20kg

Cabinet width	Bins included	Installation height	Product Code
300mm	1x 34ltr (34ltr total)	615mm	542.35.166
400mm	1x 48ltr (48ltr total)		542.35.167
	2x 32ltr (64ltr total)		542.35.168
450mm	2x 32ltr (64ltr total)		542.35.169
500mm	2x 34ltr (68ltr total)		542.35.170
600mm	2x 48ltr (96ltr total)		542.35.171
	2x 32ltr + 1x 34ltr (98ltr total)		542.35.172


Motion



Pull out straight



Maxi Flex configuration options



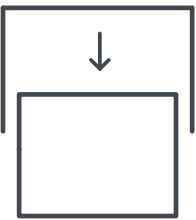
Maxi Flex Compact.

Introducing the Maxi Flex Compact—offering the same smart, base-mounted design in a space-saving size. Perfect for smaller kitchens or lower waste volumes, it provides flexible capacity without compromising on functionality. Due to its design, the Maxi Flex Compact bin also fits seamlessly alongside hot water tap boiler tanks in under-sink cabinets.



Cabinet width	Bins included	Installation height	Product Code
400mm	2x 12ltr (24ltr total)	332mm <small>(Individual lids included)</small>	542.35.173
500mm	2x 16ltr (32ltr total)		542.35.174
600mm	2x 20ltr (40ltr total)		542.35.175

Motion



Pull out straight



Maxi Flex Bin

Quick Reference Guide.

Tall Larder Solutions.

	Deluxe Pantry Larder Page 14	Swing Larder Page 18	Drawer Larder Page 20	Door Larder Page 21	Door Pantry Page 22	Broom Larder Page 23	Bottle Larder Page 24
Shelf styles	Folded Accent Glass	Folded Accent Glass	Folded Accent Glass	Folded Accent Glass	Folded Accent Glass	Folded	Folded
For door widths	500mm 600mm	500mm 600mm	500mm 600mm	150mm 300mm 400mm	500mm 600mm	150mm	150mm
Handing	Unhanded	Unhanded	Unhanded	Unhanded	Unhanded	LH + RH	LH
Load-Bearing	125kg total 5kg per door basket 20kg per inner basket	80kg total 15kg per basket	4 drawers - 200kg total 5 drawers - 250kg total 50kg per drawer	96kg total 16kg per basket	25kg total 5kg per basket	45kg	45kg
Full-Extension Runners	-	-	-	✓	-	✓	✓
Over-Extension Runners	-	-	✓	-	-	-	-
Installation	-	-	-	-	-	LH + RH side	LH side
Installation Depth	490mm	490mm	480mm	485mm	171mm	468mm	468mm
Installation Height	1675mm	1845mm	Folded = 109mm Accent, Glass = 145mm	1900-2150mm	1125mm 1675mm	1700mm	1700mm
Baskets/Drawers Supplied	10 or 12	5 or 6	4 or 5	5 or 6	Midi Door Pantry - 4 Door Pantry - 5 or 6	2 small baskets 2 plastic trays	3 plastic trays
Movement	Pull & swing	Pull & swing	Pulls out straight	Pulls out straight	Pull & swing	Pulls out straight	Pulls out straight
Tool Free shelf installation & removal	✓	✓	✓	✓	✓	-	-
Tool Free detachable door frame	✓	-	-	-	✓	-	-
Door frame and basket weight transferred back to the cabinet	✓	-	-	-	✓	-	-
Supplied with fitting template	✓	✓	✓	✓	✓	✓	✓
Fixings included	✓	✓	✓	✓	✓	✓	✓
Anti-Slip Mats	✓	✓	✓	✓	✓	-	-
Fixing points	4	3	-	3	2	2	2
Soft-Close	Optional	Optional	✓	✓	Optional	✓	✓
Compatible Hinges	110° up to 120°	110° up to 155°	-	-	90° up to 120°	-	-
12 Year Warranty	✓	✓	✓	✓	✓	✓	✓
Retrofit	✓	✓	✓	✓	✓	-	-
Door straps for split doors	✓	✓	-	✓	✓	-	-
Suitable for carcass thickness	15mm+	15mm+	18mm	15mm+	15mm+	15mm+	15mm+

Corner Solutions.

	Inline Corner Page 28	Glide Corner Page 30	Glide Corner Midi Page 30	Slide Corner Page 31	Fold Corner Page 32
Shelf styles	Folded Accent Glass	High Side	High Side	High Side	Folded Accent Glass
For door widths	450mm 500mm + 600mm	400mm 450mm 500mm + 600mm	400mm 450mm 500mm + 600mm	400mm 450mm 500mm + 600mm	400mm 450mm + 500mm
Handing	Universal handing	L/H, R/H	L/H, R/H	L/H, R/H	L/H, R/H
Load-Bearing	50kg total 15kg per front basket 10kg per back basket	40kg total 20kg per shelf	80kg total 20kg per shelf	30kg total	30kg total 10kg Door 20kg Inner
Installation Depth	489mm	478mm	478mm	480mm	478mm
Cabinet Width	900mm 1000mm + 1200mm	800mm 900mm 1000mm + 1000mm	800mm 900mm 1000mm + 1000mm	800mm 900mm 1000mm + 1000mm	800mm 900mm 1000mm
Shelves supplied	4	2	4	1	4
Movement	Pull & swing Doesn't obstruct neighbouring cabinet	Pull & swing Obstructs neighbouring cabinet	Pull & swing Obstructs neighbouring cabinet	Pull & swing Obstructs neighbouring cabinet	Pull & swing Obstructs neighbouring cabinet
Tool Free shelf installation & removal	✓	✓	✓	✓	✓
Supplied with fitting template	✓	✓	✓	Not required	✓
Textured base	✓	✓	✓	✓	✓
Fixing points	2	One central pole	One central pole	2	3
Soft-Close as standard	✓	Optional	Optional	Optional	✓
12 Year Warranty	✓	✓	✓	✓	✓
Retrofit	✓	✓	✓	✓	✓
Suitable for carcass thickness	15mm+	15mm+	15mm+	15mm+	15mm+

Wall Solutions.

	Easy Down Page 35
Basket styles	Folded Accent Glass
For door widths	500mm 600mm
Handing	Unhanded
Load-Bearing	8kg total
Height adjustable	Fixed height
Installation Depth	242mm
Installation	Side mounted (both sides)
Baskets supplied	3
Movement	Pulls down straight
Travel beyond cabinet base	400mm
Supplied with fitting template	✓
Fixings included	✓
Anti-Slip Mats	✓
Soft-Close	✓
12 Year Warranty	✓
Suitable for carcass thickness	*Piston = 10 year warranty 18mm



Base Solutions.

	Slim Base Page 38	Towel Base Page 39	Larder Base Page 40	Drawer Base Page 41
Basket styles	Folded Accent Glass	1	Folded Accent Glass	Folded Accent Glass
For door widths	150mm	150mm	300mm 400mm	300mm 400mm 450mm 500mm 600mm
Handing	LH	LH	Unhanded	Unhanded
Load-Bearing	50kg total 20kg per basket	30 kg total 10kg bottom tray	50kg total 20Kg per basket	50kg per basket
Full-Extension runners	-	✓	-	-
Over-extension runners	✓	-	✓	✓
Installation	LH side	LH side	Side mounted (both sides)	Side mounted (both sides)
Installation Depth	479mm	468mm	480mm	480mm
Installation Height	527mm = Basic 553mm = Accent, Glass	595mm	489mm = Basic 300mm 515mm = Accent, Glass 300mm 489 mm = Basic 400mm 515mm = Accent, Glass 400mm	Folded = 109mm Accent, Glass = 145mm
Baskets supplied	2	1 Plastic tray	2	1
Movement	Pulls out straight	Pulls out straight	Pulls out straight	Pulls out straight
Supplied with fitting template	✓	✓	✓	✓
Fully assembled	✓	✓	✓	✓
Fixings included	✓	✓	✓	✓
Anti-Slip Mats	✓	-	✓	✓
3D Door Adjustment	✓	✓	✓	
Soft-Close	✓	✓	✓	✓
12 Year Warranty	✓	✓	✓	✓
Suitable for carcass thickness	15mm+	15mm+	18mm	18mm



Bin Solutions.

	Maxi Bin Page 44	Maxi Bin + Drawer Page 45	Maxi Flex Bin Page 46	Maxi Flex Compact Bin Page 47
Shelf styles	-	Folded	-	-
For door widths	300mm 400mm 450mm 500mm 600mm	300mm 400mm 450mm 500mm 600mm	300mm 400mm 450mm 500mm 600mm	400mm 500mm 600mm
Configuration Options	300mm = 1x 34ltr (34ltr total) 400mm = 1x 48ltr (48ltr total) 400mm = 2x 32ltr (64ltr total) 450mm = 2x 32ltr (64ltr total) 500mm = 2x 34ltr (68ltr total) 600mm = 2x 48ltr (96ltr total) 600mm = 2x 32ltr + 1x 34ltr (98ltr total)	300mm = 1x 34ltr (34ltr total) 400mm = 1x 48ltr (48ltr total) 400mm = 2x 32ltr (64ltr total) 450mm = 2x 32ltr (64ltr total) 500mm = 2x 34ltr (68ltr total) 600mm = 2x 48ltr (96ltr total) 600mm = 2x 32ltr + 1x 34ltr (98ltr total)	300mm = 1x 34ltr (34ltr total) 400mm = 1x 48ltr (48ltr total) 400mm = 2x 32ltr (64ltr total) 450mm = 2x 32ltr (64ltr total) 500mm = 2x 34ltr (68ltr total) 600mm = 2x 48ltr (96ltr total) 600mm = 2x 32ltr + 1x 34ltr (98ltr total)	400mm = 2x 12ltr (24ltr total) 500mm = 2x 16ltr (32ltr total) 600mm = 2x 20ltr (40ltr total)
Fixed/individual metal lid	Fixed	Fixed *Bin	Fixed	Individual
Handing	Unhanded	Unhanded	Unhanded	Unhanded
Load-bearing	50kg total	Bin = 50kg Drawer = 50kg	50kg total	50kg total
Over-Extension Runners	✓	✓	✓	✓
Installation	Side mounted (both sides)	Side mounted (both sides)	Base mounted	Base mounted
Frame fixed/hinge door application	Frame fixed	Frame fixed *Bin	Hinge Door and Front Fixed	Hinge Door
Fully assembled/fixed frame	Fully assembled	Fully assembled *Bin	Fully Assembled/Fixed	Fully Assembled/Fixed
Installation Depth	473mm	Bin = 473mm Drawer = 480mm	483mm	482mm
Installation Height	544mm	Bin = 544mm Drawer = 109mm	615mm	332mm
Movement	Pulls out straight	Pulls out straight	Pulls out straight	Pulls out straight
Supplied with fitting template	✓	✓	✓	✓
Fixings included	✓	✓	✓	✓
Soft-Close	✓	✓	✓	✓
12 Year Warranty	✓	✓	✓	✓
Anti-Slip Mats	-	✓ *Drawer	-	-
Suitable for carcass thickness	18mm	18mm	15mm+	15mm+



